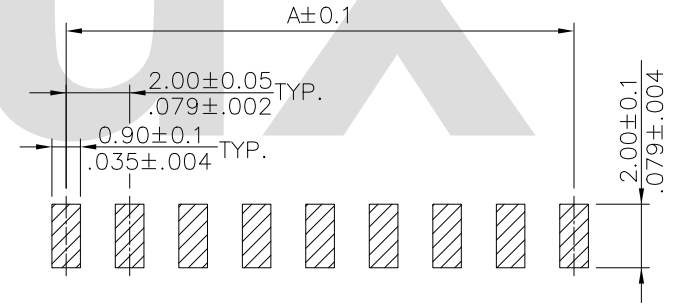
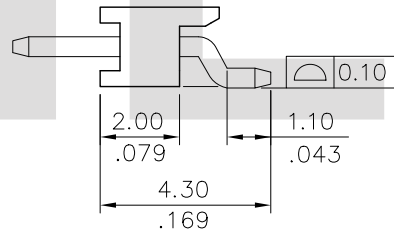
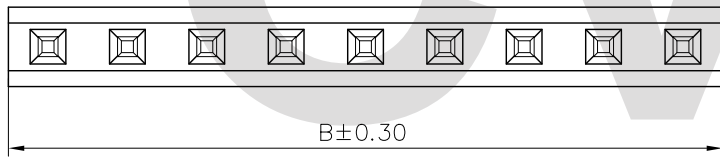
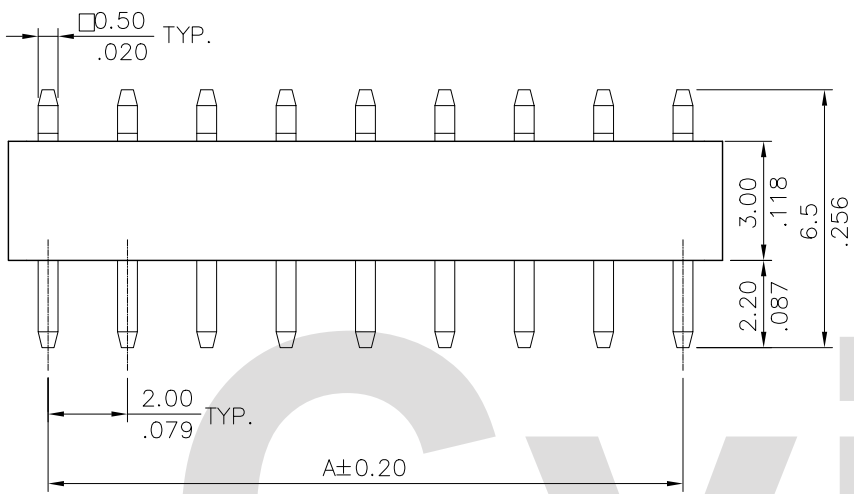


Material:
* Contact: Brass

Ordering Code

CH11 ** 2 S A 01 -NH
① ② ③ ④ ⑤ ⑥ ⑦

- ① Series No.
- ② No. of Circuits 02~40 PIN
- ③ Plating Code:
2= Gold flash plated over 1.27 μm(50 μ") Nickel
- ④ Tail Style: S= Side entry SMT Type
- ⑤ Insulation:
A= LCP UL 94V-0, Color Black
- ⑥ 01= Pin Length
- ⑦ -NH=For Lead Free IR Processes and Halogen-Free



Recommended P.C. Board Layout

DIM. A=2.00 X NO. OF SPACES
DIM. B=A + 2.0
* Available in 2 through 40 circuits

Lead Free Process
RoHS Compliant

4						DATE	UNIT: mm / inch	TITLE: 2.00MM(.079") SIDE ENTRY SINGLE ROW BOARD MOUNT PIN HEADER	瀚荃股份有限公司 CviLux Corporation
3			DRAWN BY: Tim		3/29-10'	TOLERANCE UNLESS OTHERWISE SPECIFIED	MATERIAL:	DRAWING NO. CH1161SA	
2			ENGINEER: Eisley		3/29-10'	.X ± 0.30 / .012 X' ± 1"	CUSTOMER: BV1008	SCALE 5/ 1	SHEET 1 OF 1
1	Tim	3/25-10'	CHECKED BY: David		3/29-10'	.XX ± 0.20 / .008 X' ±			
SYM	NAME	DATE	REVISIONS	APPROVED BY: David	3/29-10'	.XXX ± 0.10 / .004 XX' ±			